

T380f

3800 PSI (260 BAR)
Airless Gun
Work Under Higher Pressure

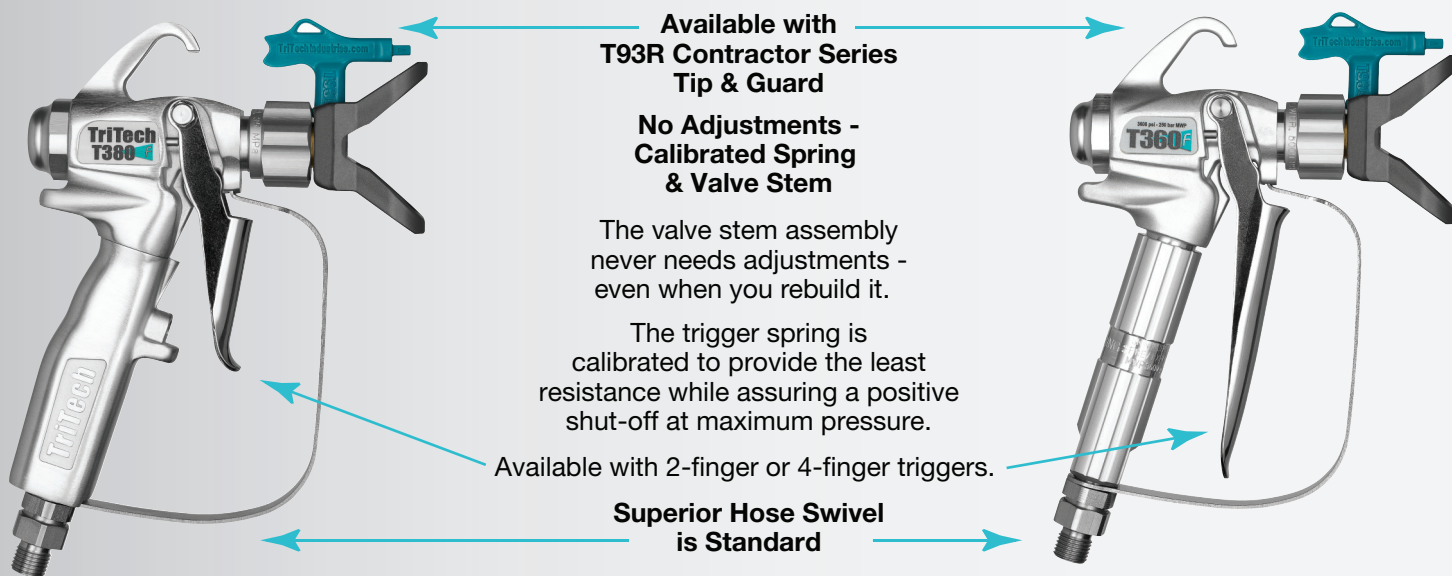
T360f

3600 PSI (245 BAR)
Airless Gun
High Quality-Refined Design

The T380 has been designed to work under higher pressure than other competitive guns for a broader range of applications. The aircraft quality aluminum alloy handle, stainless steel and tungsten carbide valve assembly and hose swivel are all precision machined for reliable performance. Reliability you can depend on!

The T360 is a high quality airless spray gun with many beneficial features that will prove itself to you every day. From the light-weight and balanced handle to the comfortable trigger pull and superior valve-stem design. The T360 is professional grade.

The T360 is made from aircraft quality aluminum forgings and extrusions for durability and light weight. All other wetted parts are high quality stainless steel providing exceptional strength and reliability.



Both Airless Guns with Positive Shut-Off
Shut-off valve is located outside the fluid passages for reduced friction and longer service life.

TriTech 
MADE IN THE U.S.A.

T380 SPRAY GUN - 3,800 PSI (260 BAR) MWP

Part No.	Description
501-155	T380 2-Finger with T93R Tip and Guard - 7/8"
501-255	T380 2-Finger with T93R Tip and Guard - 11/16"
501-150	T380 4-Finger with T93R Tip and Guard - 7/8"
501-151	T380 4-Finger with T93R Tip and Guard - 11/16"
501-155 GTH	Gun, Tip & Hose Kit 7/8", 2-Finger
501-150-GTH	Gun, Tip & Hose Kit 7/8", 4-Finger

T380-T360 FILTERS

Part No.	Description
105-042-2	Coarse/White 50 Mesh 2-Pack
105-043-2	Medium/Yellow 100 Mesh 2-Pack
105-044-2	Fine/Blue 150 Mesh 2-Pack

T360 SPRAY GUN - 3,600 PSI (245 BAR) MWP

Part No.	Description
503-150	T360 4-Finger with T93R Tip and Guard - 7/8"
503-151	T360 4-Finger with T93R Tip and Guard - 11/16"
503-152	T360 2-Finger with T93R Tip and Guard - 7/8"
503-153	T360 2-Finger with T93R Tip and Guard - 11/16"
503-154	T360 4-finger NO Tip and Guard - 7/8"
503-155	T360 4-finger NO Tip and Guard - 11/16"
503-156	T360 2-finger NO Tip and Guard - 7/8"
503-157	T360 2-finger NO Tip and Guard - 11/16"
503-150 GTH	Gun, Tip & Hose Kit 7/8", 4-Finger
503-152 GTH	Gun, Tip & Hose Kit 7/8", 2-Finger

T380-T360 SPRAY GUN REPAIR KIT

Part No.	Description
503-092	T380-T360 Repair Kit



CONTRACTOR SERIES

The T93R is available in 122 fan width and orifice combinations so you can match the right tip to every coating you spray.

5000 PSI (345 BAR)

Part No: 200-XXX

HI-PRODUCTION SERIES

Part No: 203-XXXX

Sizes from 203-1219 to 203-1239

Fan Width - Inches										
GPM	2-4	4-6	6-8	8-10	10-12	12-14	14-16	16-18	18-20	LPM
0.05	107	207	307	407						.020
0.09	109	209	309	409	509	609				0.33
0.12	111	211	311	411	511	611				0.49
0.18	113	213	313	413	513	613	713	813		0.69
0.24	115	215	315	415	515	615	715	815		0.91
0.31	117	217	317	417	517	617	717	817	917	1.17
0.38		219	319	419	519	619	719	819	919	1.47
0.47		221	321	421	521	621	721	821	921	1.79
0.57		223	323	423	523	623	723	823	923	2.15
0.67		225	325	425	525	625	725	825	925	2.54
0.74			327	427	527	627	727	827	927	2.96
0.90			329	429	529	629	729	829	929	3.42
1.03			331	431	531	631	731	831	931	3.90
1.17			333	433	533	633	733	833	933	4.42
1.31			335	435	535	635	735	835	935	4.98
1.47			337	437	537	637	737	837	937	5.56
1.63			339	439	539	639	739	839	939	6.18
1.80			341	441	541	641	741	841	941	6.83
1.98			343	443	543	643	743	843	943	7.51
2.17				445	545	645	745			8.23
2.37				447	547	647	747			8.98
2.58				449	549	649	749			9.76
2.79				451	551	651	751			10.57
3.00				453	553	653	753			11.35
3.25				455	555	655	755			12.29
4.26				463	563	663	763			16.13
4.43				465	565	665	765			17.17
5-10	10-15	15-20	20-25.5	25.5-30.5	30.5-35.5	35.5-40.5	40.5-46	46-51		
Fan Width - Centimeters										



MAXX SERIES

T93R MAXX tips have a 7500 PSI (500 BAR) MWP for maximum pressure spray applications. This simple 3-component design makes tip changes on the job quick and safe.

7500 PSI (500 BAR)

Part No: 207-XXX

Fan Width - Inches										
GPM	2-4	4-6	6-8	8-10	10-12	12-14	14-16	16-18	18-20	LPM
0.05	107	207	307	407						.020
0.09	109	209	309	409	509	609				0.33
0.12	111	211	311	411	511	611				0.49
0.18	113	213	313	413	513	613	713	813		0.69
0.24	115	215	315	415	515	615	715	815		0.91
0.31	117	217	317	417	517	617	717	817	917	1.17
0.38		219	319	419	519	619	719	819	919	1.47
0.47		221	321	421	521	621	721	821	921	1.79
0.57		223	323	423	523	623	723	823	923	2.15
0.67		225	325	425	525	625	725	825	925	2.54
0.74			327	427	527	627	727	827	927	2.96
0.90			329	429	529	629	729	829	929	3.42
1.03			331	431	531	631	731	831	931	3.90
1.17			333	433	533	633	733	833	933	4.42
1.31			335	435	535	635	735	835	935	4.98
1.47			337	437	537	637	737	837	937	5.56
1.63			339	439	539	639	739	839	939	6.18
1.80			341	441	541	641	741	841	941	6.83
1.98			343	443	543	643	743	843	943	7.51
2.17				445	545	645	745			8.23
2.37				447	547	647	747			8.98
2.58				449	549	649	749			9.76
2.79				451	551	651	751			10.57
3.00				453	553	653	753			11.35
3.25				455	555	655	755			12.29
4.26				463	563	663	763			16.13
4.43				465	565	665	765			17.17
5-10	10-15	15-20	20-25.5	25.5-30.5	30.5-35.5	35.5-40.5	40.5-46	46-51		
Fan Width - Centimeters										



SHARP LINER SERIES

The SHARP LINER reversible and flat tips are designed for striping roads, parking lots, airports, athletic fields and interior floors of industrial warehouses. The spray pattern design results in sharp distinct lines with minimal overspray. As with all of the TriTech tips the precision of the fan width and flow rate are unmatched. Sharp Liner can be used on any airless line marking machine.

5000 PSI (345 BAR)

Part No: 202-XXX

Sharp Liner Flat: Part No: 210-XXX

Orifice	Fan Width in Inches				Flow Rate	
INCHES	2" LINE	4" LINE	6" LINE	12" LINE	GPM	LPM
.013"	213				0.18	0.68
.015"	215	315			0.24	0.91
.017"	217	317	417		0.31	1.18
.019"	219	319	419		0.38	1.44
.021"		321	421	621	0.47	1.79
.023"		323	423	623	0.57	2.17
.025"		325	425	625	0.67	2.55
.027"		327	427	627	0.77	2.93
.029"		329	429	629	0.9	3.42
.031"		331	431	631	1.03	3.91
.035"			435	635	1.31	4.98
.039"					1.63	6.19
.043"					1.98	7.52

Fan Width - Inches										
GPM	2-4	4-6	6-8	8-10	10-12	12-14				LPM
0.05	108	208	308	408						0.20
0.09	110	210	310	410	510					0.33
0.12	112	212	312	412	512	612				0.49
0.18	114	214	314	414	514	614				0.69
0.24					516	616				0.91
0.31					518	618				1.17
5-10	10-15	15-20	20-25.5	25.5-30.5	30.5-35.5					
Fan Width - Centimeters										



ULTRA-FINISH SERIES

Unique double-orifice atomizes the coating twice - each time finer than the first - to achieve an ultra fine finish. 25 fan pattern/orifice size combinations are available.

5000 PSI (345 BAR)

Part No: 201-XXX



SAFETY GUARD T93R Safety Guard fits most major manufacturers' airless spray guns and accepts most tips. Large knurls for a sure grip.

5000 PSI (345 BAR)

Part No: 200-999 - 7/8" Thread Size

Part No: 200-998 - 11/16" Thread Size



MAXX SAFETY GUARD T93R Safety Guard fits most major manufacturers' airless spray guns and accepts most tips. All metal parts are stainless steel for durability.

7500 PSI (500 BAR)

Part No: 207-999 - 7/8" Thread Size

Part No: 207-998 - 11/16" Thread Size

Part No: 101-201 - Metal Saddle Seal

Part No: 101-403 - Gasket

Part No: 200-901 - Seal & Gasket

Part No: 200-995 - Seal & Gasket 5 Pack

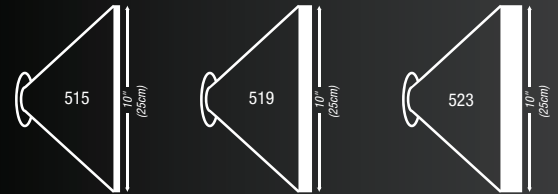


We formulate our own tungsten carbide with a Rockwell Hardness of 93 - a diamond's hardness is 100. We guarantee the longest tip life and superior spray pattern in the industry.

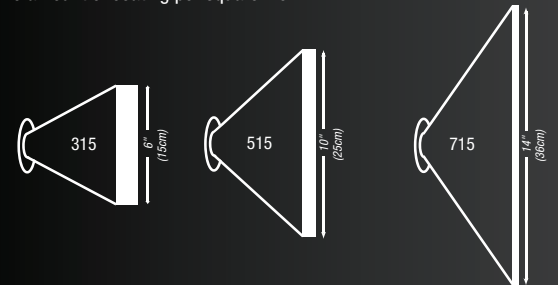
TriTech
MADE IN THE U.S.A.

PROPER TIP SIZING.

Same fan width - difference orifice sizes: The example below demonstrates the difference between tips with the same fan width, but increasing orifice sizes. The larger the orifice, the more coating you apply using the same spray pressure and hand-speed as you spray.



Different fan width - same orifice sizes: The example below demonstrates the difference between tips with the same orifice size, but increasing fan sizes. The same amount of coatings is applied over a larger area - or less coating per square inch using the same pressure and hand-speed as you spray. When necessary, remember to size up or down your orifice as you size up or down your fan width if you want to apply the same amount of coating per square inch.



TIP SIZES - WHAT THE NUMBERS MEAN.

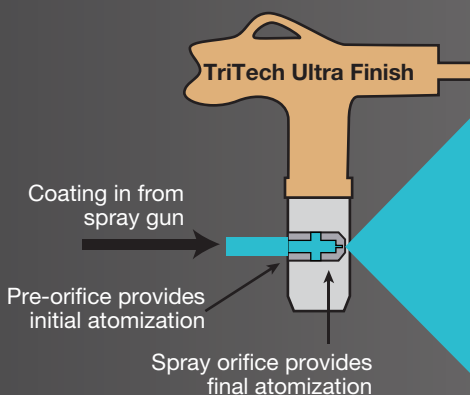
The first 3 digits specify the series of tip.

200 = T93R Contractor
201 = T93R Ultra-Finish
203 = T93R Hi-Production
205 = T93F Flat
206 = T93F Ultra-Finish
207 = T93R MAXX
209 = T93F Hi-Volume

200 - 5 15

Double this number to determine the fan width when spraying 12" (30cm) from the surface. Depending on pressure and material actual width may vary by up to 2" (5cm).

The last two digits specify the flow of fluid through the tip - this is the orifice. This opening controls the amount of fluid that flows through the tip. The pressure you are spraying at also has an effect on flow - more pressure equals more flow.



SIGNS OF TIP WEAR

