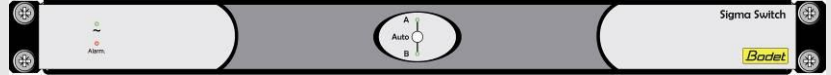


Sigma Switch

Switching Module

Sigma Switch

Description:



Module for monitoring and switching of time outputs.
When associated to two Sigma master clocks, this switching Module is created a time center with two redundant time bases.
In case of failure, outputs are automatically switched from the primary master clock to the secondary master clock and an alarm is generated.

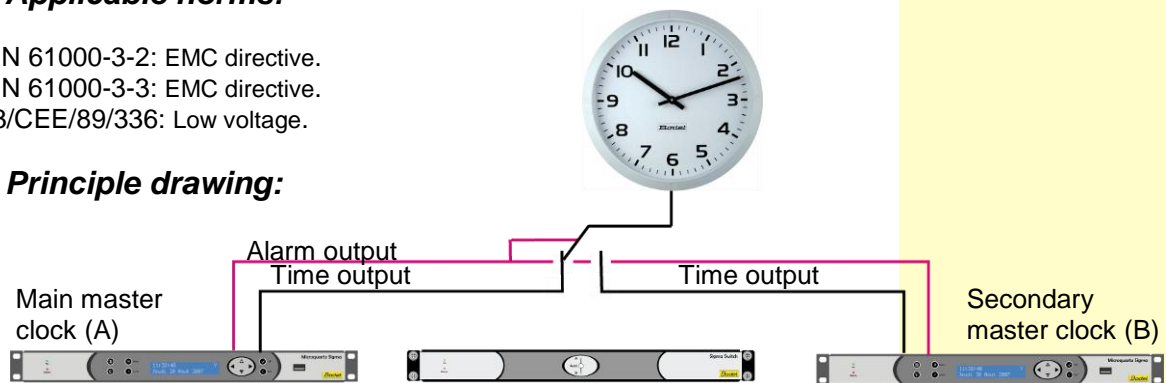
Technical features:

- ▶ Power supply: 110 - 230 VAC +/-10% 50/60 Hz or 24VDC.
- ▶ Current rating: 0.3 - 0.15 A Max.
- ▶ Equipotentiality between modules: Ground for 110-230VAC version and «-» for 24VDC version.
- ▶ Toggle switch to select the mode of operation:
 - Automatic (in case of failure of main master clock (A), secondary master clock (B) will take control of the time outputs).
 - Manual switch to main master clock (A).
 - Manual switch to secondary master clock (B).
- ▶ Power LED indicator.
- ▶ Alarm LED indicator and dry contact.
- ▶ Rack dimensions: H44 x L483 x D200mm (19" 1U).
- ▶ Mounted into a 19" rack cabinet (not supplied)
- ▶ Operating temperature: 0 to +50°C.
- ▶ Weight: 2 Kg.

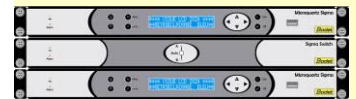
Applicable norms:

- ▶ NF EN 61000-3-2: EMC directive.
- ▶ NF EN 61000-3-3: EMC directive.
- ▶ 73/23/CEE/89/336: Low voltage.

Principle drawing:



Example of time centre with Sigma Switch module



References

- | | |
|---------------------------|---------|
| ▶ SIGMA Switch 110-230VAC | 907 482 |
| ▶ SIGMA Switch 24VDC | 907 483 |

